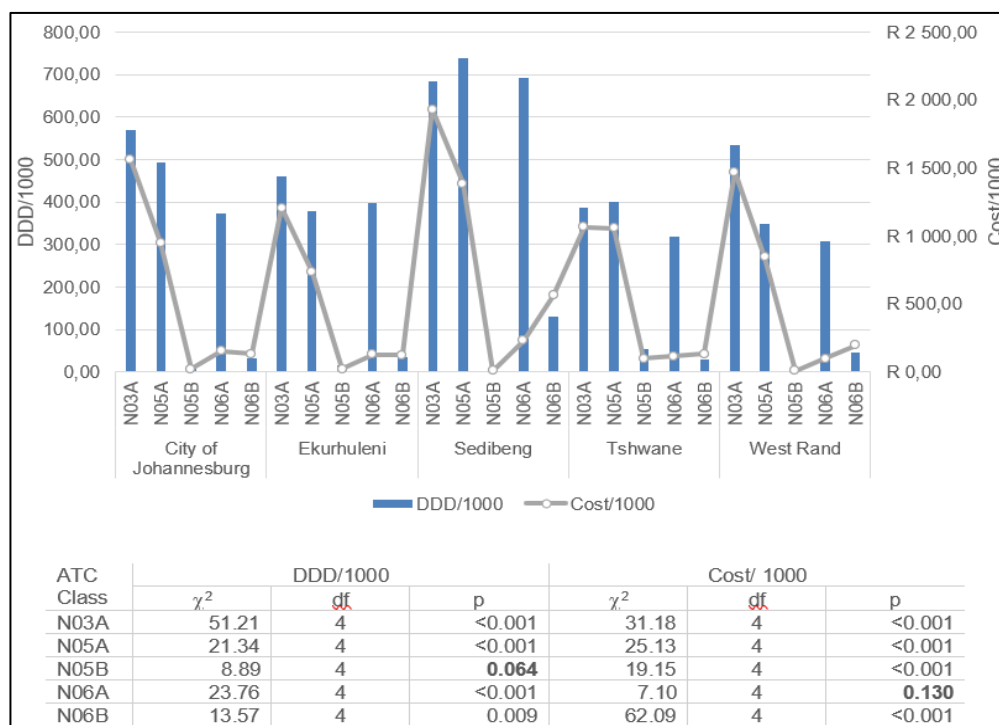


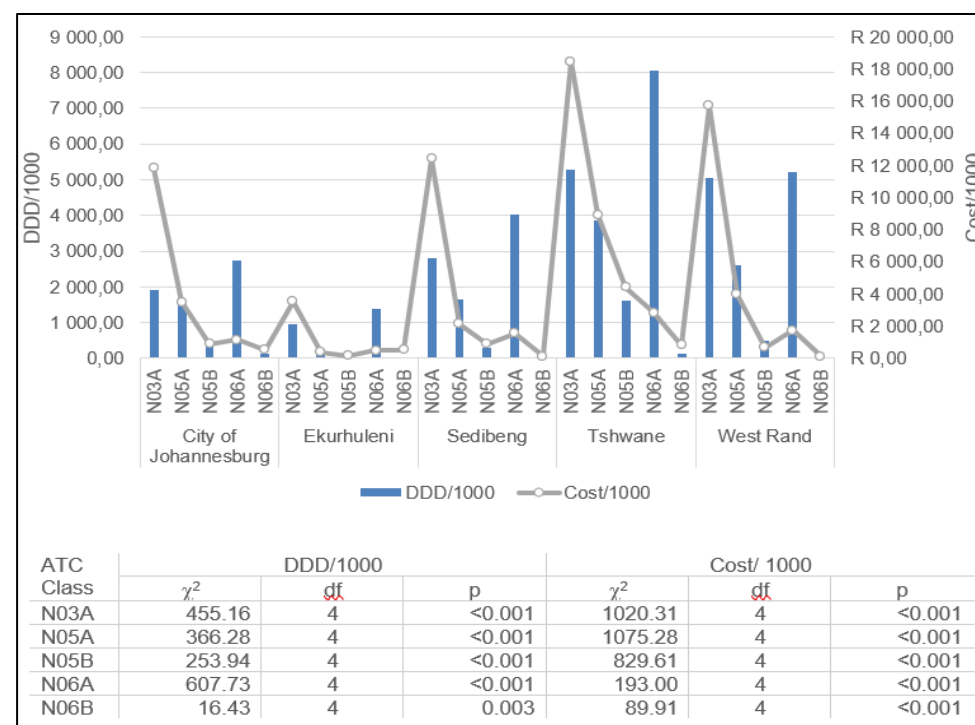
Note: This is Online Appendix 1 of Robertson L.J., Bouwer J.C. Mental health services in Gauteng, South Africa: A proxy evaluation using pharmaceutical data.2024;30(0), a2157.<https://doi.org/10.4102/sajpsychiatry.v30i0.2157>

Appendix: Comparisons of ATC classes procured at each service level



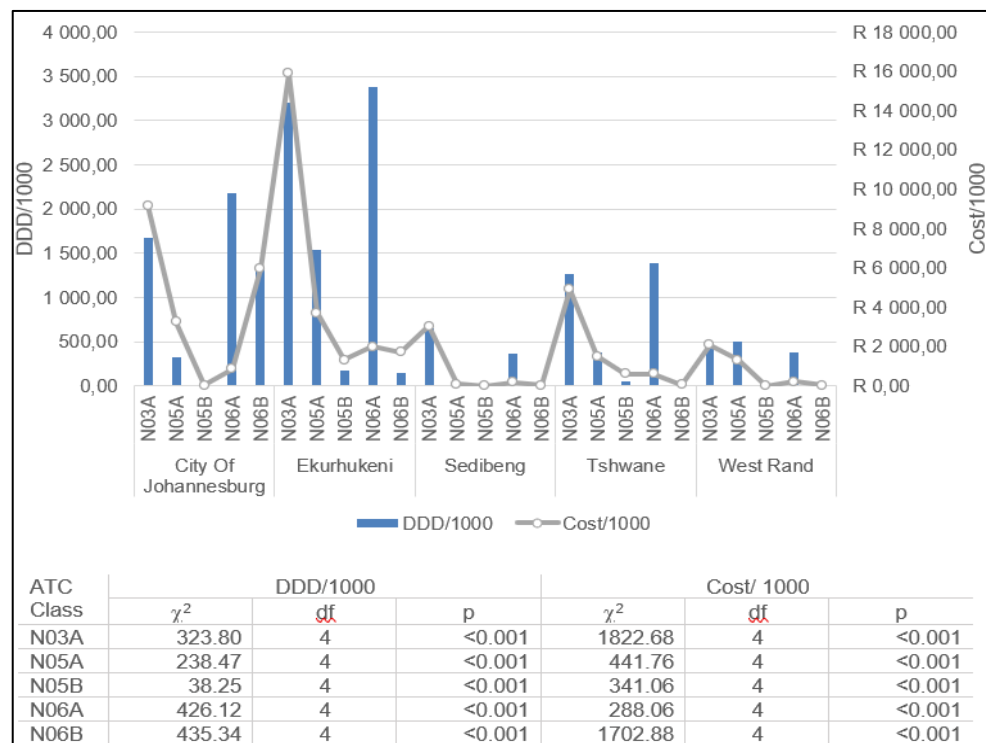
cost/1000 and DDD/1000 = cost and defined daily dose per thousand population served, respectively; N03A=antiepileptics; N05A=antipsychotics; N05B=anxiolytics; N06A=antidepressants; N06B=psychostimulants

Figure 1- A1. Comparison at district clinic services



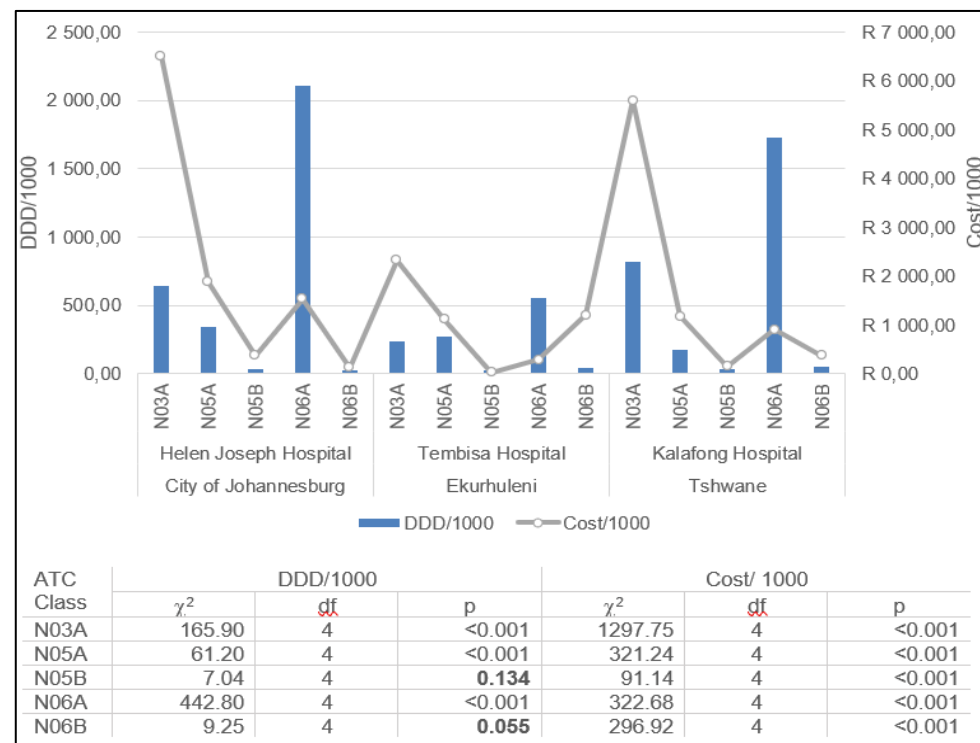
cost/1000 and DDD/1000 = cost and defined daily dose per thousand population served, respectively; N03A=antiepileptics; N05A=antipsychotics; N05B=anxiolytics; N06A=antidepressants; N06B=psychostimulants

Figure 2- A1. Comparison at district hospital services



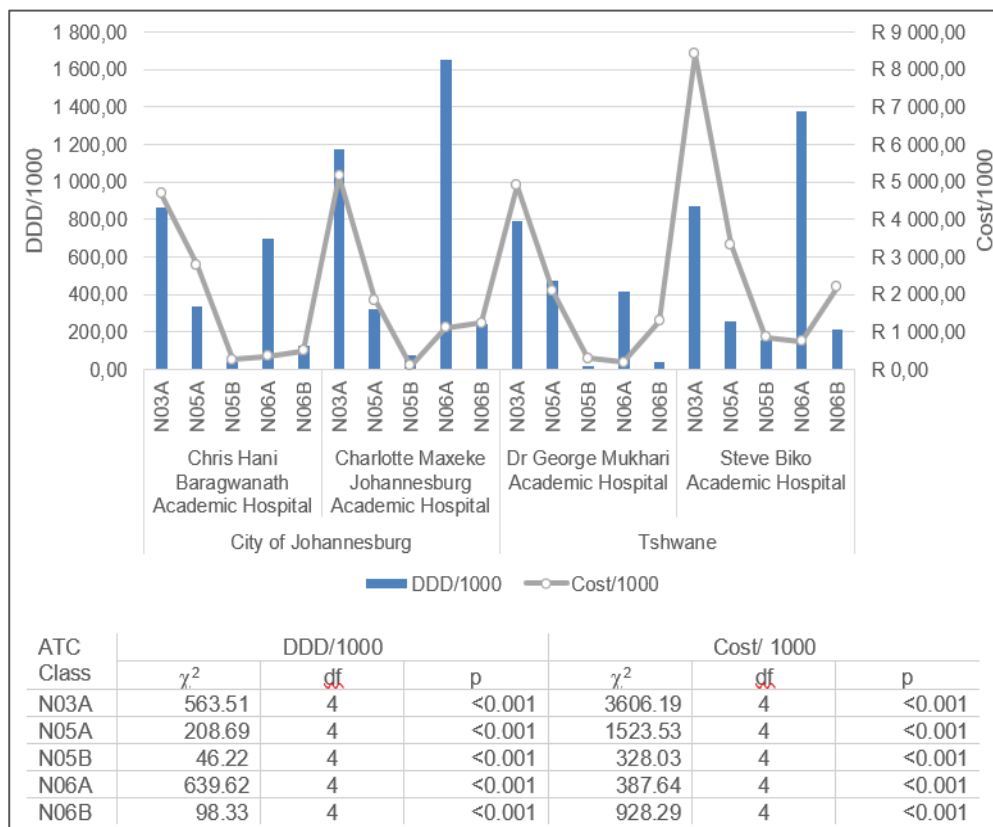
cost/1000 and DDD/1000 = cost and defined daily dose per thousand population served, respectively; N03A=antiepileptics; N05A=antipsychotics; N05B=anxiolytics; N06A=antidepressants; N06B=psychostimulants

Figure 3-A1. Comparison at regional hospital services



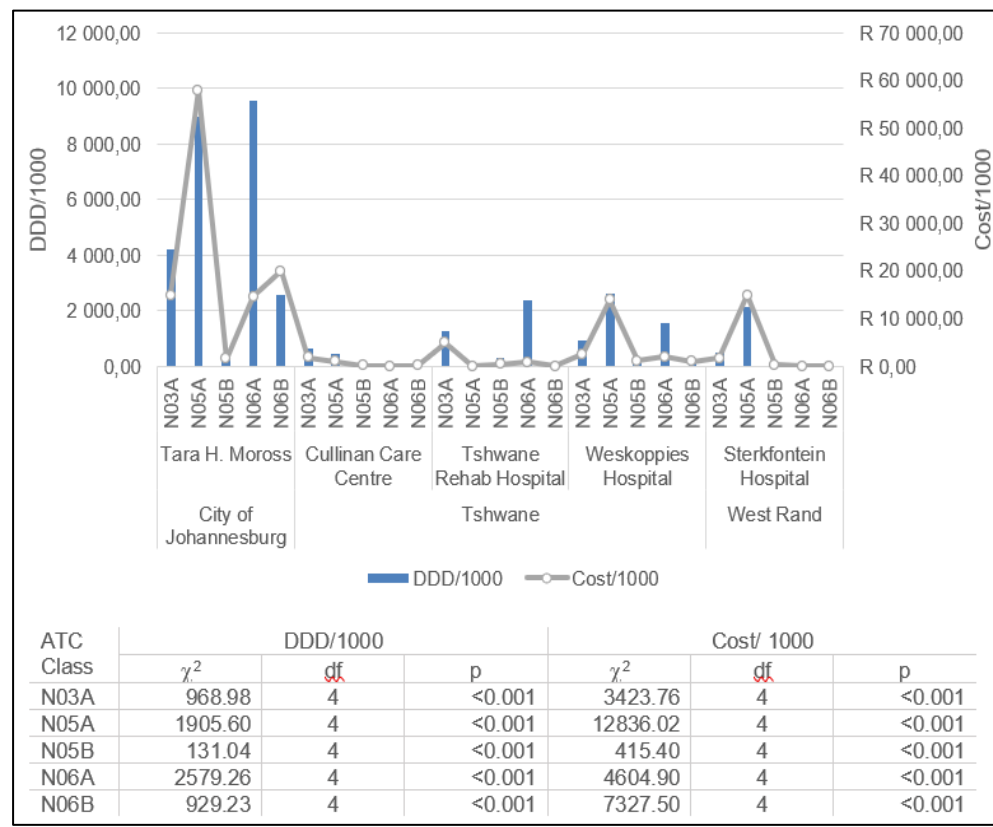
cost/1000 and DDD/1000 = cost and defined daily dose per thousand population served, respectively; N03A=antiepileptics; N05A=antipsychotics; N05B=anxiolytics; N06A=antidepressants; N06B=psychostimulants

Figure 4-A1. Comparison at tertiary hospital services



cost/1000 and DDD/1000 = cost and defined daily dose per thousand population served, respectively; N03A=antiepileptics; N05A=antipsychotics; N05B=anxiolytics; N06A=antidepressants; N06B=psychostimulants

Figure 5-A1. Comparison at central hospital services



cost/1000 and DDD/1000 = cost and defined daily dose per thousand population served, respectively; N03A=antiepileptics; N05A=antipsychotics; N05B=anxiolytics; N06A=antidepressants; N06B=psychostimulants

Figure 6-A1. Comparison at specialised hospital services